
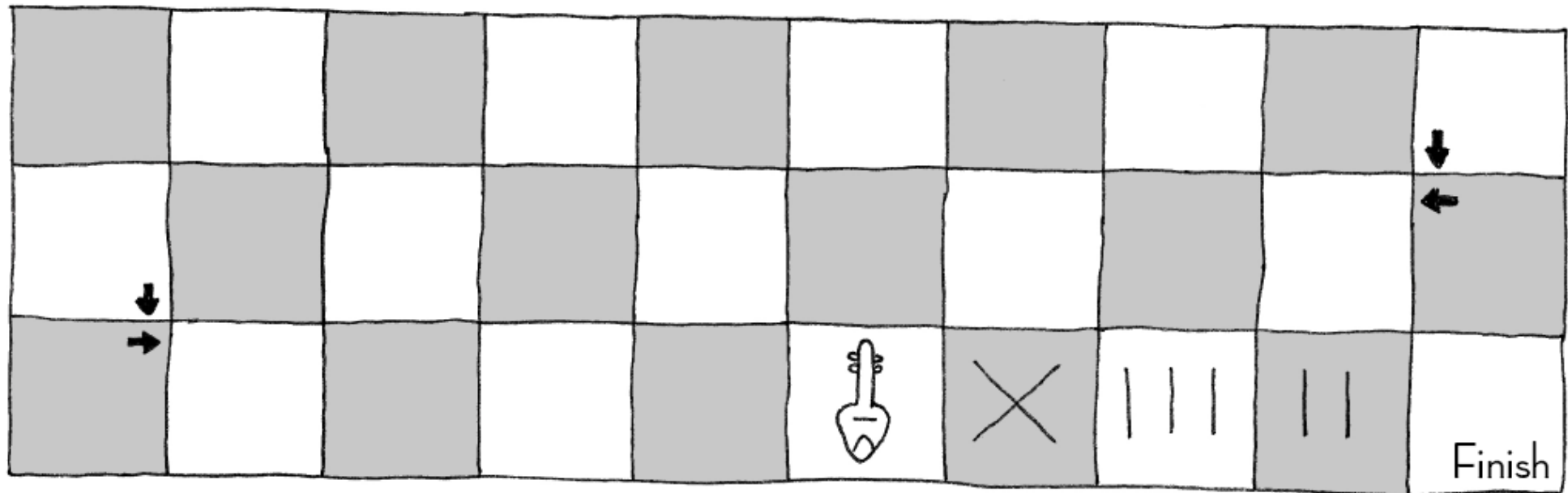

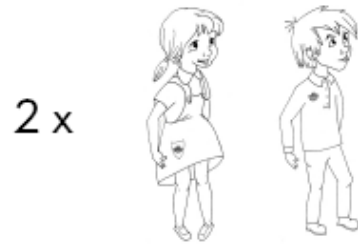


# Simple Senet



What you'll need:



# What is Senet?

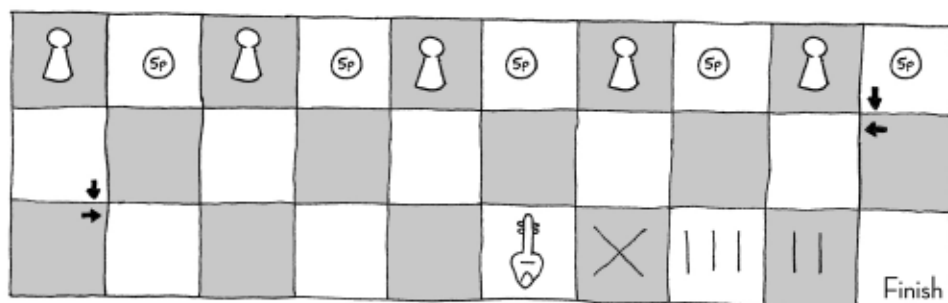
Senet was one of several board games played by the ancient Egyptians. Even though senet was very popular, they didn't leave much to tell us how it was played, so experts have had to try and work it out from all the bits of evidence.

The boards are often found in tombs, and it is thought that the game symbolises the journey to the afterlife.

Some of the boards differ slightly from each other, so we have simplified it for you to play.

## Setting Up


Place 5 counters each alternately across the top row:





# The Rules


Take in turns to roll the dice and move following the arrows. The first to get all counters off the board wins!


If you roll:


 move one square, and roll again

 move two squares


 move three squares


 move four squares, and roll again


 move five squares, and roll again


 do nothing

If you land on:


 go back to the beginning

 roll again, if you roll two take your counter off

 roll again, if you roll three take your counter off

 if a space is occupied, swap the counters, except when they have two together

You must:

 land on this space with the exact number roll of the dice before you can pass it